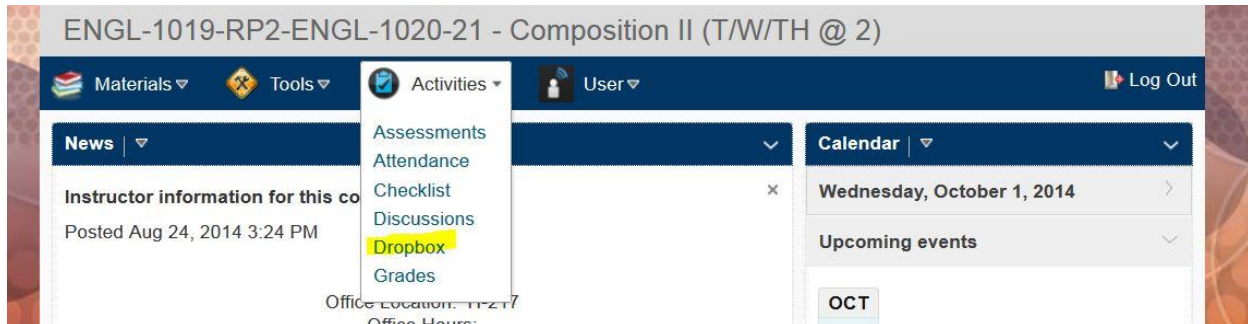


Viewing feedback on Dropbox items with Turnitin

- Student logs into eLearn.
- Student clicks course link to enter course.
- Student uses Activities pulldown menu to choose Dropbox.



Once in Dropbox, student should locate the Dropbox item with a score and feedback. Under the Feedback column will be a View link. Student should click the View link.

The screenshot shows the 'Dropbox Folders' page in eLearn. It includes a 'View History' button and a '20 per page' selector. The table below lists submission folders with columns for Folder, Score, Submissions, Feedback, and Due Date.

Folder	Score	Submissions	Feedback	Due Date
Personal Files				
Holding Area	- / -	0	-	
Diagnostic				
Diagnostic Essay	- / -	0	-	
Out of Class Essays				
First Essay	84 / 100	3	View	
First Essay (LATE DROPBOX)	- / 100	0	-	Sep 21, 2014 3:15 PM
Closed Sep 21, 2014 3:15 PM				
Annotated Bibliography	- / 100	0	-	Oct 7, 2014 1:59 PM
Attachments:				
ENGL 1020 Fall 2014 Annotated Bibliography Rubric (14.94 KB)				

Once View Feedback page opens this is the page the student will see:

ENGL-1019-RP2-ENGL-1020-21 - Composition II (T/W/TH @ 2)





Materials Tools Activities User Log Out

View Feedback

User Submissions

Folder
First Essay

Submitted Files

Submitted Files	GradeMark	Date Submitted ▼
 ENGL-2-Darkroom.docx (484.02 KB)		Sep 18, 2014 7:20 AM
 ENGL-2-Darkroom.docx (484.01 KB)		Sep 18, 2014 2:24 PM
This should be the correct copy of my paper.		
 ENGL-2-Darkroom revised.doc (1.44 MB)		Sep 23, 2014 2:11 PM
.doc		

Feedback

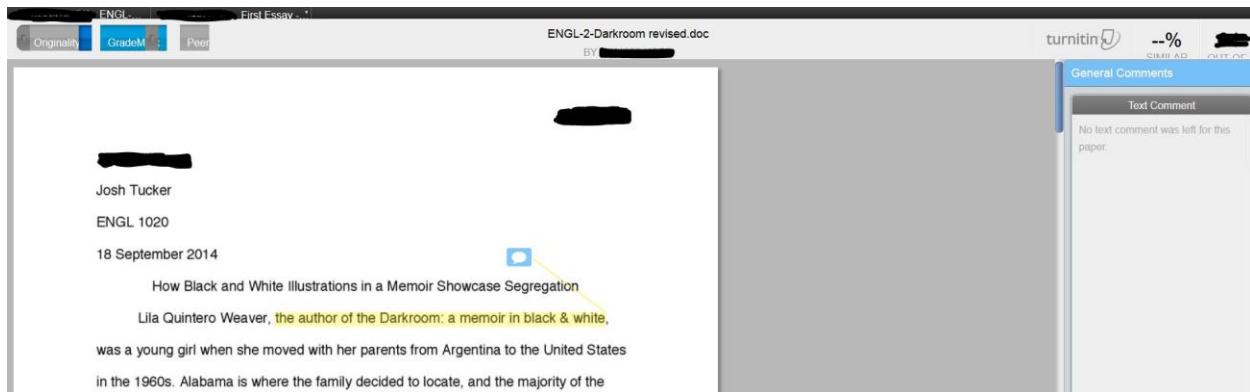
Score
84 / 100

Feedback Date
Sep 30, 2014 4:52 PM

Done

Under the GradeMark column will be an icon of a paper and a checkmark. Clicking that icon will open the paper marked up by the course instructor. Note: on the initial clicking of this icon, the user may have an end-user agreement to click through. Clicking yes to this agreement will open the paper with the feedback, clicking no will not open the paper.

Clicking yes will then open the paper in the Turnitin Document Viewer:



On the page the student should note their score will appear in the upper right hand corner and their paper, marked up by their instructor will appear in a frame on the left of the screen. Any speech bubbles that appear can be hovered over with a mouse to reveal any comments left by the instructor which will relate to how the instructor marked the paper.